

# American Century Emerging Markets Equity Fund – I USD

a sub-fund of Nomura Funds Ireland plc

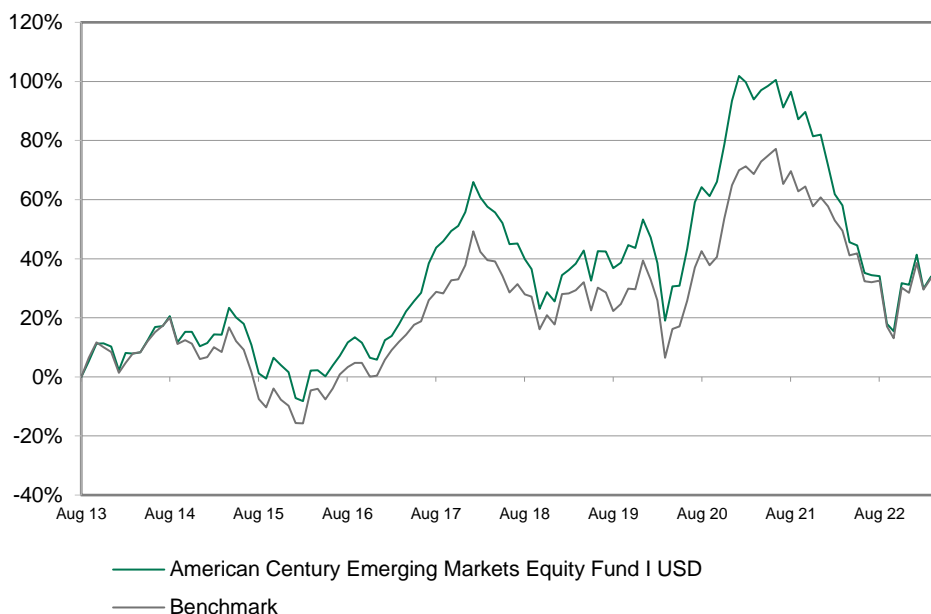


## INVESTMENT OBJECTIVE

To achieve long-term capital growth through investment in an actively managed portfolio of emerging market equity securities. The American Century Emerging Markets Equity Fund is UN Global Compact Compliant.

Past performance is not indicative of future returns.

## CUMULATIVE PERFORMANCE (as at 28 April 2023)



## FUND FACTS

Fund Size	242.2m USD
Domicile	Ireland
Launch Date	30/08/2013 *
Base Currency	US Dollar
Pricing Frequency	Daily
Sector	Global Emerging Markets Equity
Benchmark	MSCI Emerging Markets Index
Fund managers	Patricia Ribeiro, Sherwin Soo

## SHARE CLASS DETAILS

ISIN Code	IE00BHHFL697
Bloomberg Ticker	NOACEIU
Minimum Initial Inv	1,000,000 USD
Minimum Further Inv	250,000 USD
Initial Charge	0.00%
Management Fee	0.85%
Total Expense Ratio	1.01%
Latest NAV per share	94.80 USD
Share Class Currency	USD
Dividend Frequency	n/a
Dividend Pay dates	n/a
Morningstar Rating	**

## TRADING DETAILS

Trading cutoff	13:00 GMT
Trading frequency	Daily
Valuation time	15:00 GMT
Settlement	T+3

## ANNUALISED PERFORMANCE (as at 28 April 2023)

	Since launch	1m	3m	1y	3y	5y
Fund	2.82%	-2.35%	-7.48%	-10.12%	0.04%	-3.42%
Benchmark	2.91%	-1.13%	-4.74%	-6.51%	4.32%	-1.04%

## DISCRETE PERFORMANCE (as at 28 April 2023)

	Apr 13 - Apr 14	Apr 14 - Apr 15	Apr 15 - Apr 16	Apr 16 - Apr 17	Apr 17 - Apr 18	Apr 18 - Apr 19	Apr 19 - Apr 20	Apr 20 - Apr 21	Apr 21 - Apr 22	Apr 22 - Apr 23
Fund	13.94%	-17.18%	19.57%	27.41%	-8.29%	-8.50%	50.81%	-26.15%	-10.12%	
Benchmark	7.80%	-17.87%	19.14%	21.71%	-5.04%	-12.00%	48.71%	-18.33%	-6.51%	

Source: NAMUK. Fund and Index performance is shown net of fees in local currency, on a single price basis with income reinvested into the fund.

## VOLATILITY AND RISK


	3 Years
Alpha (excess annualised return)	-4.29
Beta	1.03
Information Ratio	-0.90
Tracking Error	4.78
Standard Deviation	19.70

Market movements may cause the value of investments to go down as well as up and you may not get back the amount originally invested. This factsheet is aimed at professional investors only. It is not designed for and should not be used or relied upon by private investors. Morningstar Overall Ratings as at 28/04/2023. Copyright © 2023 Morningstar UK Limited. All Rights Reserved. Regarding Morningstar Ratings, the information contained herein: (1) is proprietary to Morningstar and/or its content providers; (2) may not be copied, adapted or distributed; (3) is not warranted to be accurate, complete or timely; and (4) does not constitute advice of any kind, whether investment, tax, legal or otherwise. User is solely responsible for ensuring that it complies with all laws, regulations and restrictions applicable to it. Neither Morningstar nor its content providers are responsible for any damages or losses arising from any use of this information, except where such damages or losses cannot be limited or excluded by law in your jurisdiction.

## RISK

Typically lower rewards, lower risk

Typically higher rewards, higher risk

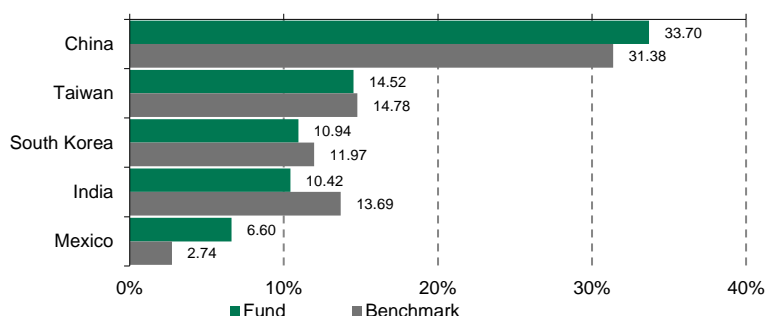


The table demonstrates where the fund ranks in terms of its potential risk and reward. The higher the rank the greater the potential reward but the greater the risk of losing money. It is based on past data, may change over time and may not be a reliable indication of the future risk profile of the fund.

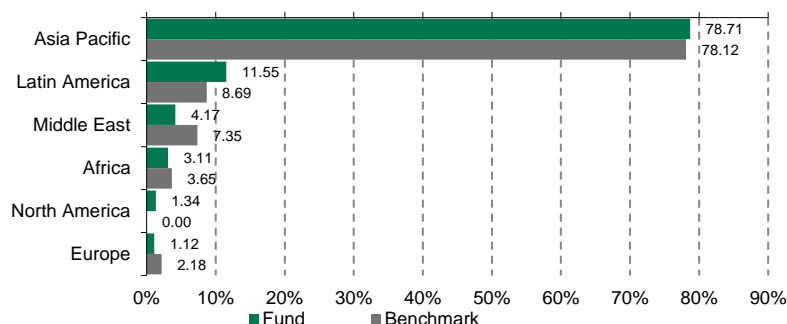
\* This fund launched on the 2nd August 2019 as a result of the merger of the American Century SICAV with Nomura Funds Ireland plc. The launch date refers to the launch date of the original fund, and historical performance relates to the combined track records.

**GEOGRAPHIC BREAKDOWN**

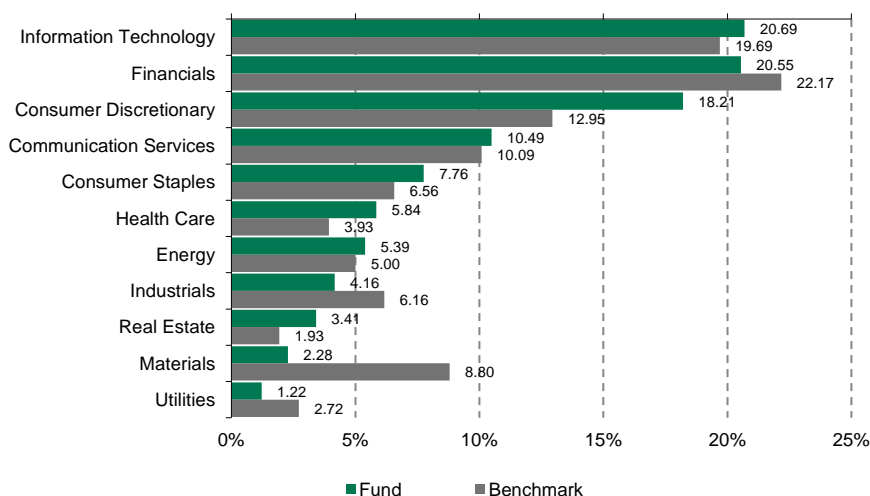
**Top 5 Active Country Weights**



**Regional Weights**



**SECTOR BREAKDOWN**



**IMPORTANT INFORMATION**

This document was prepared by Nomura Asset Management U.K. Ltd, from sources it reasonably believes to be accurate. This document is not intended in any way to indicate or guarantee future investment results as the value of investments may go down as well as up. Values may also be affected by exchange rate movements and investors may not get back the full amount originally invested. Before purchasing any investment fund or product, you should read the related prospectus and fund documentation, including full details of all the risks associated with it, to form your own assessment and judgement on whether this investment is suitable in light of your financial knowledge and experience, investment objectives and financial or tax situation and whether to obtain specific advice from an investment professional. This document may not be reproduced or redistributed, in whole or in part, for any purpose without the written permission of Nomura Asset Management U.K. Ltd. This is a marketing communication. Please refer to the prospectus and to the PRIIPs KID or UCITS KIID as appropriate for your relevant jurisdiction before making any final investment decisions. The fund is a sub-fund of Nomura Funds Ireland plc, which is authorised by the Central Bank of Ireland as an open-ended umbrella investment company with variable capital and segregated liability between its sub-funds, established as an undertaking for Collective Investment in Transferable Securities under the European Communities (Undertakings for Collective Investment in Transferable Securities) Regulations 2011. The UCITS fund is not intended for distribution to or use by any person or entity in any jurisdiction or country where such distribution or use would be contrary to law or regulation. The prospectus, key information document (PRIIPs KID), key investor information document (UCITS KIID) - as appropriate for your relevant jurisdiction - and other fund related materials are available in English and, for the PRIIPs KID, in the official language of the countries in which the fund is available for distribution on the Nomura Asset Management U.K. Ltd. website at <https://www.nomura-asset.co.uk/fund-documents/>. A summary of investor rights in English and information on collective redress mechanisms are available at [https://www.nomura-asset.co.uk/download/funds/how-to-invest/Summary\\_of\\_investor\\_rights.pdf](https://www.nomura-asset.co.uk/download/funds/how-to-invest/Summary_of_investor_rights.pdf). Nomura Asset Management U.K. Limited may at any time decide to terminate arrangements it may have made for the marketing of units of a fund in a member state other than its home member state. The EU Sustainable Finance Disclosure Regulation ("SFDR") requires investment firms to formalise how sustainability is integrated into their business and processes, and to make new public and client-facing disclosures on sustainability matters. The aforementioned disclosures relating to Nomura Asset Management U.K. Limited are published on the website. Product related disclosures regarding Nomura Funds Ireland PLC, its sub-funds can be found in the prospectus. This fund is an Article 8 fund according to SFDR. Nomura Asset Management U.K. Ltd. is authorised and regulated by the Financial Conduct Authority. American Century Investment Management (UK) Limited is authorised and regulated by the Financial Conduct Authority. American Century Investment Management (UK) Limited is registered in England and Wales. Registered number: 06520426. Registered office: 12 Henrietta Street, 4th Floor, London, WC2E 8LH. American Century Investments (EU) GmbH is registered with the German Federal Financial Supervisory Authority (Bundesanstalt für Finanzdienstleistungsaufsicht (BaFin)). American Century Investment Management, Inc. is not authorised by the German Federal Financial Supervisory Authority (Bundesanstalt für Finanzdienstleistungsaufsicht (BaFin)). Portfolio data source: Nomura Asset Management U.K. Ltd.

**TOP HOLDINGS**

Taiwan Semiconductor Manufacturing Co Ltd	8.39%
Tencent Holdings Ltd	6.64%
Samsung Electronics Co Ltd	5.09%
Alibaba Group Holding Ltd	3.82%
Chailease Holding Co Ltd	2.39%
HDFC Bank Ltd	2.33%
Samsung Biologics Co Ltd	2.18%
Reliance Industries Ltd	2.06%
Grupo Financiero Banorte SAB de CV	2.03%
Kweichow Moutai Co Ltd	1.95%

**PORTFOLIO CHARACTERISTICS**

Number of Holdings	75
Weighted Avg Market Cap (in \$M)	99,540.56
Price/Earnings Ratio	14.51x
Price/Book Ratio	2.24x

**CONTACT DETAILS**

**Nomura Asset Management**

Email: [info@nomura-asset.co.uk](mailto:info@nomura-asset.co.uk)

Tel: +44 207 521 1747

[www.nomura-asset.co.uk](http://www.nomura-asset.co.uk)

**American Century Investments**

Email: [ACI@nomura.com](mailto:ACI@nomura.com)

Tel: +44 207 024 7080

[www.americancentury.com](http://www.americancentury.com)

**FUND MANAGERS**

Name	Start Date	
	Industry	Company
Patricia Ribeiro	1984	2006
Sherwin Soo	1995	2011